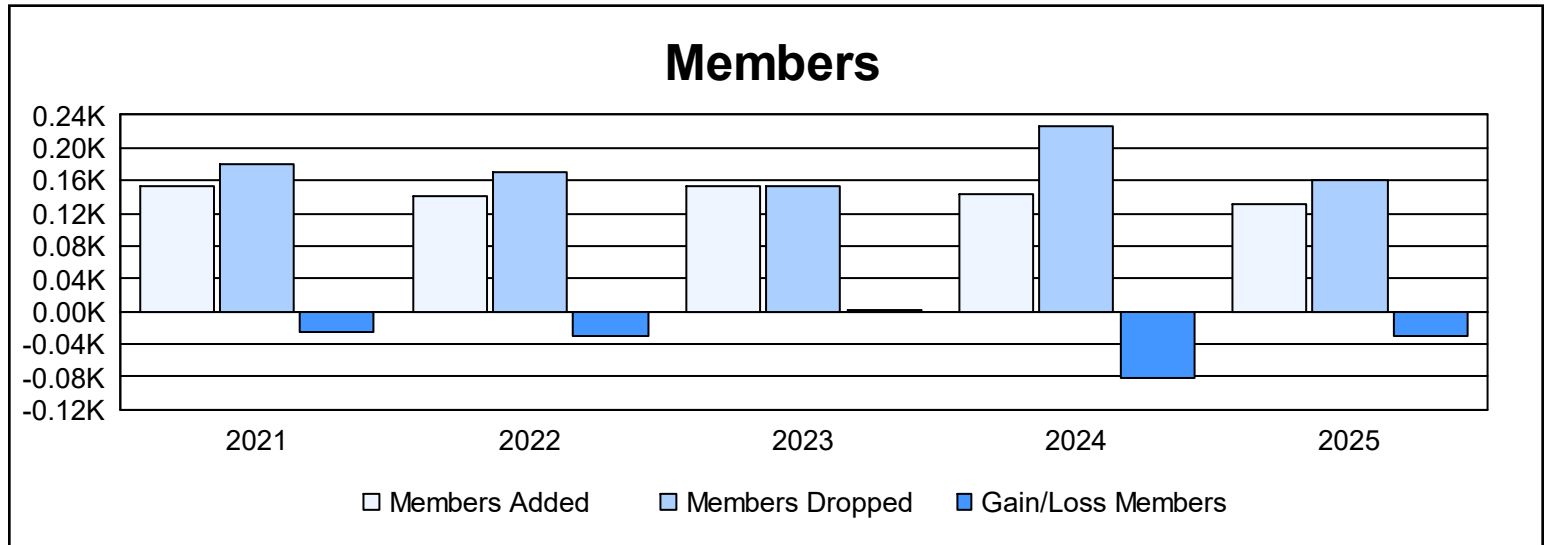
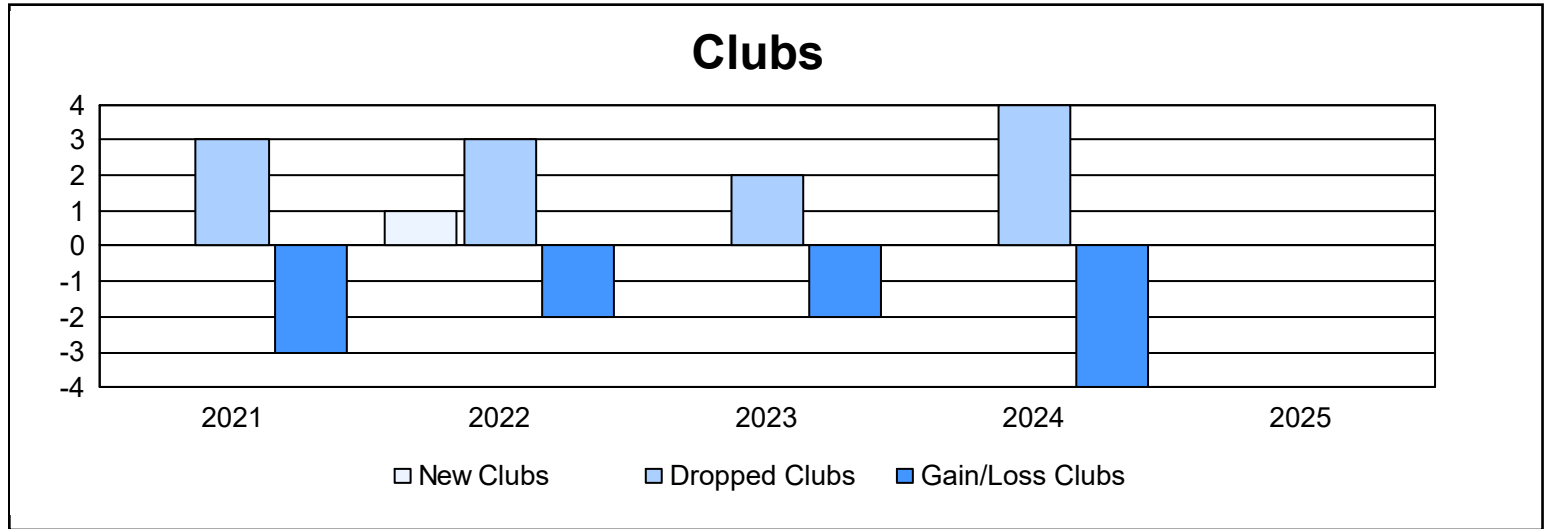
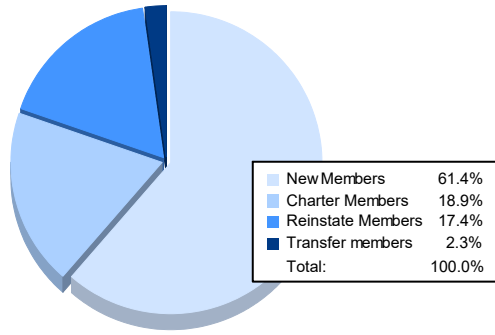


Year	New Clubs	Dropped Clubs	Gain/ Loss Clubs	New Members	Charter Members	Reinstate Members	Transfer Members	Total Member Added	Total Members Dropped	Gain/ Loss Members
2020-2021	0	3	-3	137	0	12	4	153	179	-26
2021-2022	1	3	-2	105	29	3	3	140	171	-31
2022-2023	0	2	-2	137	0	14	3	154	153	1
2023-2024	0	4	-4	130	0	12	2	144	226	-82
2024-2025				81	25	23	3	132	161	-29
<b>Average</b>	<b>0</b>	<b>3</b>	<b>-3</b>	<b>118</b>	<b>11</b>	<b>13</b>	<b>3</b>	<b>145</b>	<b>178</b>	<b>-33</b>



### Membership Composition June 2025 Cumulative



### Gender Composition June 2025 Cumulative

